



Representative image only. Some models may vary in appearance. Due to continuous product improvement, specifications are subject to change without notice.



For complete warranty details
visit www.AspenMfg.com

Product Features and Specifications

APPLICATION VERSATILITY

Front or bottom return air position. Offset hanging brackets attach to unit and wall to allow hanging inside closet. Can be AHRI matched with most brands of air conditioners or heat pumps. ETL listed for use with either R-22 or R-410A when a proper metering device is used.

MOTOR

Pre-programmed, 5-speed, ECM motors that ensure higher efficiency and increased energy savings by delivering constant torque during operation.

LOW LEAKAGE CABINET

Less than 2% air leakage from cabinet when tested in accordance with ASHRAE standard 193. Unit must be installed according to Aspen installation instructions. Sturdy, fully insulated galvanized steel cabinet; stick pins ensure ½" insulation remains in place. Unit ships with disposable filter.

MODULAR ELECTRIC HEAT KITS

Heat kits available with either circuit breakers or terminal blocks. Available in 3,5,6,8, and 10 KW. Models with electric heat include sequencers and temperature limit switches for safe, efficient operation. Modules are easily installed in the field using molex plugs or can be ordered factory-installed. Controls are accessible from the front for easy service. Electrical connections can be made from the top or left.

Disconnect does not protrude through the wall panel. Fan time delay relay standard for increased efficiency.

BLOWER

Direct drive multi-speed blowers circulate air quietly and efficiently. Motor speeds can be easily selected via motor terminals. Swing mounted blowers can be easily removed for service.

ELECTRONIC CIRCUIT BOARD

Electronic circuit board provides 30 secs ON/OFF blower time delay extracting more heat/cool from the coil. Automotive-style pull fuse protection on the circuit board to provide low voltage and transformer protection.

DX COIL

High-efficiency rifled copper tubes/enhanced aluminum fins provide maximum heat transfer. All coils immersion tested at 500 psi then nitrogen pressurized and factory sealed for maximum reliability. Liquid-line Schrader allows pre-installation pressure testing. Available with either check style flowrater or TXV metering device. Field-installable TXVs are also available. Galvanized metal drain pan with bottom primary and secondary drain connections or alternate right side primary. All connections ¾" FPT. Access door allows for coil cleaning.

WARRANTY

Five-year limited parts warranty.

OPTIONS

See Options menu.

Revised 8/2024

In keeping with its commitment to continuous improvement. Aspen Manufacturing reserves the right to make changes without notice and incurring obligation.

AEW SERIES

VERTICAL WALL MOUNT ELECTRIC HEAT AIR HANDLERS

HEATING AND COOLING PERFORMANCE AND ELECTRICAL DATA										
MODEL	HEAT KIT	PERFORMANCE DATA					ELECTRICAL DATA			
		NOMINAL COOLING (BTUS)	HEATING (KW)		HEATING CAPACITY (MBTUH)		MINIMUM CIRCUIT AM-PACITY (MCA)		MAX BREAKER OR FUSE SIZE	
			208V	240V	208V	240V	208V	240V	208V	240V
AEW18	F[C,T]S00	18,000	0.0	0.0	0.0	0.0	3.5	3.5	15	15
	F[C,T]S03		2.3	3.0	7.8	10.2	17.0	19.1	20	20
	F[C,T]S05		3.7	4.8	12.6	16.4	25.1	28.5	30	30
	F[C,T]S06		4.6	6.0	13.5	17.9	30.5	34.8	35	35
	F[C,T]S08		6.0	8.0	20.5	27.3	39.6	45.2	40	50
	F[C,T]S10		7.2	9.6	24.5	32.8	46.8	53.5	50	50
AEW19/20	F[C,T]S00	18,000	0.0	0.0	0.0	0.0	3.0	3.0	15	15
	F[C,T]S03		2.3	3.0	7.8	10.2	16.5	18.6	20	20
	F[C,T]S05		3.7	4.8	12.6	16.4	24.6	28.0	30	30
	F[C,T]S06		4.6	6.0	13.5	17.9	30.0	34.3	35	35
	F[C,T]S08		6.0	8.0	20.5	27.3	39.1	44.7	40	50
	F[C,T]S10		7.2	9.6	24.5	32.8	46.3	53.0	50	60
AEW23/24	F[C,T]S00	24,000	0.0	0.0	0.0	0.0	3.5	3.5	15	15
	F[C,T]S03		2.3	3.0	7.8	10.2	17.0	19.1	20	20
	F[C,T]S05		3.7	4.8	12.6	16.4	25.1	28.5	30	30
	F[C,T]S06		4.6	6.0	13.5	17.9	30.5	34.8	35	35
	F[C,T]S08		6.0	8.0	20.5	27.3	39.6	45.2	40	50
	F[C,T]S10		7.2	9.6	24.5	32.8	46.8	53.5	50	60
AEW25/26	F[C,T]S00	24,000	0.0	0.0	0.0	0.0	3.0	3.0	15	15
	F[C,T]S03		2.3	3.0	7.8	10.2	16.5	18.6	20	20
	F[C,T]S05		3.7	4.8	12.6	16.4	24.6	28.0	30	30
	F[C,T]S06		4.6	6.0	13.5	17.9	30.0	34.3	35	35
	F[C,T]S08		6.0	8.0	20.5	27.3	39.1	44.7	40	50
	F[C,T]S10		7.2	9.6	24.5	32.8	46.3	53.0	50	60
AEW30	F[C,T]M00	30,000	0.0	0.0	0.0	0.0	5.1	5.1	15	15
	F[C,T]M03		2.3	3.0	7.8	10.2	18.6	20.8	20	25
	F[C,T]M05		3.7	4.8	12.6	16.4	26.8	30.1	30	35
	F[C,T]M06		4.6	6.0	13.5	17.9	32.2	36.4	35	40
	F[C,T]M08		6.0	8.0	20.5	27.3	41.2	46.8	45	50
	F[C,T]M10		7.2	9.6	24.5	32.8	48.4	55.1	50	60
AEW31	F[C,T]M00	30,000	0.0	0.0	0.0	0.0	4.5	4.5	15	15
	F[C,T]M03		2.3	3.0	7.8	10.2	18.0	20.1	20	25
	F[C,T]M05		3.7	4.8	12.6	16.4	26.1	29.5	30	35
	F[C,T]M06		4.6	6.0	13.5	17.9	31.6	35.8	35	40
	F[C,T]M08		6.0	8.0	20.5	27.3	40.6	46.2	45	50
	F[C,T]M10		7.2	9.6	24.5	32.8	47.8	54.5	50	60
AEW36	F[C,T]M00	36,000	0.0	0.0	0.0	0.0	5.1	5.1	15	15
	F[C,T]M03		2.3	3.0	7.8	10.2	18.6	20.8	20	25
	F[C,T]M05		3.7	4.8	12.6	16.4	26.8	30.1	30	30
	F[C,T]M06		4.6	6.0	13.5	17.9	32.2	36.4	35	40
	F[C,T]M08		6.0	8.0	20.5	27.3	41.2	46.8	45	50
	F[C,T]M10		7.2	9.6	24.5	32.8	48.4	55.1	50	60
AEW37	F[C,T]M00	36,000	0.0	0.0	0.0	0.0	4.5	4.5	15	15
	F[C,T]M03		2.3	3.0	7.8	10.2	18.0	20.1	20	25
	F[C,T]M05		3.7	4.8	12.6	16.4	26.1	29.5	30	35
	F[C,T]M06		4.6	6.0	13.5	17.9	31.6	35.8	35	40
	F[C,T]M08		6.0	8.0	20.5	27.3	40.6	46.2	45	50
	F[C,T]M10		7.2	9.6	24.5	32.8	47.8	54.5	50	60

Revised 8/2024

In keeping with its commitment to continuous improvement, Aspen Manufacturing reserves the right to make changes without notice and incurring obligation.

AEW SERIES

VERTICAL WALL MOUNT ELECTRIC HEAT AIR HANDLERS

BLOWER DATA									
MODEL	SPEED TAP	MOTOR HP	MOTOR AMPS	MOTOR VOLT-AGE	CFMV. EXTERNAL STATIC*†				
					0.10	0.20	0.30	0.40	0.50
AEW18/23/24	T1	1/3	2.8	240	909	864	840	800	782
	T2				723	690	652	631	600
	T3				600	565	539	502	480
	T4				723	690	652	631	600
	T5				909	864	840	800	782
AEW19/25	T1	1/3	2.8		670	645	615	590	570
	T2				800	780	750	730	695
	T3				875	850	820	790	760
	T4				980	955	930	900	875
	T5				1065	1035	1015	995	970
AEW20/26	T1	1/3	2.8		655	630	605	580	560
	T2				785	765	735	715	685
	T3				860	835	805	775	745
	T4				960	935	910	885	860
	T5				1045	1015	995	975	950
AEW30/36	T1	1/2	4.1		1365	1332	1303	1271	1240
	T2				745	698	668	630	600
	T3				898	873	853	827	800
	T4				1174	1132	1106	1078	1047
	T5				1365	1332	1303	1271	1240
AEW31/37	T1	1/2	4.1	745	715	675	640	615	
	T2			940	910	875	840	805	
	T3			1100	1070	1025	995	965	
	T4			1220	1180	1155	1115	1085	
	T5			1385	1350	1330	1290	1270	

* Wet coil with filter †For 208 operation multiply by 0.90

AIR HANDLER CHASSIS NOMENCLATURE			
AEW	18	F	-001
AEW = 240V X13 Motor Vertical Wall Mount	Nominal tonnage (MBTUH)	Metering device 4 = non-bleed A/C or H/P R410 TXV B = 20% bleed A/C or H/P R22 TXV F = R22 Flo-rater G = R410a Flo-rater X = non-bleed A/C or H/P R22 TXV	Option Code

ELECTRIC HEAT KIT NOMENCLATURE			
F	C	S	03
Wall Mount Electric Heat	Interruption C = Circuit Breaker T = Terminal Block	S = 18-26 M = 30-37	Heat strip 03 = 3 KW 05 = 5 KW 08 = 8 KW 10 = 10KW

Revised 8/2024

In keeping with its commitment to continuous improvement. Aspen Manufacturing reserves the right to make changes without notice and incurring obligation.

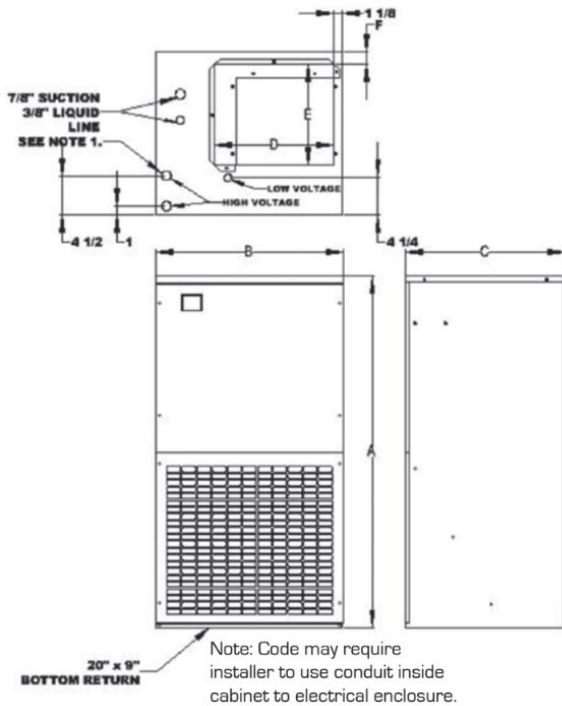
AEW SERIES

VERTICAL WALL MOUNT ELECTRIC HEAT AIR HANDLERS

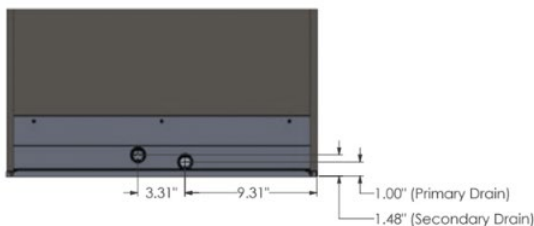
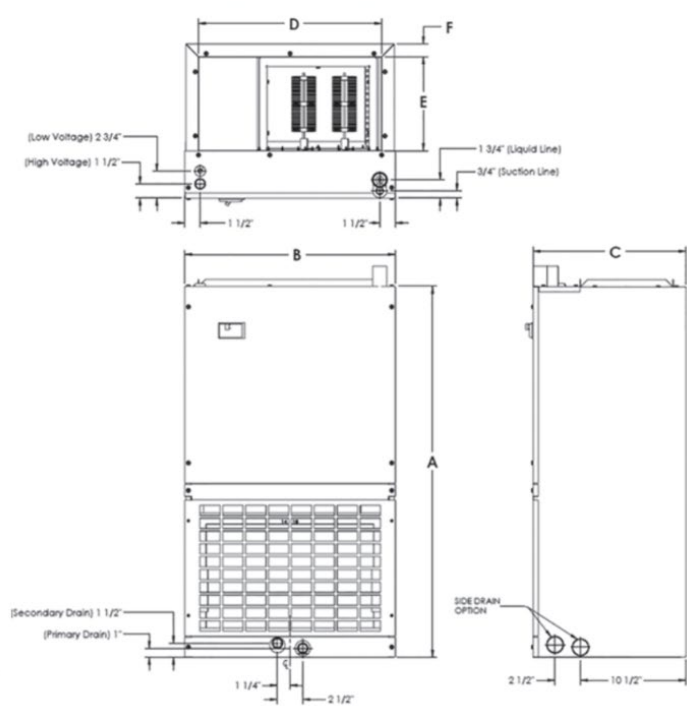
DIMENSIONS AND SPECIFICATIONS (In. [mm]) (Fig 1)

MODEL	A	B	C	D	E	F	FILTER SIZE	PISTON SIZE	SHIP WEIGHT (LBS)	SKID QTY
AEW18*	37-1/2 [953]	22 [559]	18-3/4 [476]	14 [356]	10 [254]	3-1/4 [83]	20X20	0.049	90	4
AEW19*	36 [915]	20-1/2 [521]	15 [381]	18 [457]	9-1/4 [235]	1-1/4 [32]	14X18	0.049	80	4
AEW20*	36 [915]	20-1/2 [521]	15 [381]	18 [457]	9-1/4 [235]	1-1/4 [32]	14X18	0.049	80	4
AEW23*	37-1/2 [953]"	22 [559]	18-3/4 [476]	14 [356]	10 [254]	3-1/4 [83]	20X20	0.049	90	
AEW24*	37-1/2 [953]	22 [559]	18-3/4 [476]	14 [356]	10 [254]	3-1/4 [83]	20X20	0.049	90	4
AEW25*	36 [915]	20-1/2 [521]	15 [381]	18 [457]	9-1/4 [235]	1-1/4 [32]"	14X18	0.055	80	4
AEW26*	36 [915]	20-1/2 [521]	15 [381]	18 [457]	9-1/4 [235]"	1-1/4 [32]	14X18	0.055	80	4
AEW30*	40.5 [1029]	22 [559]	18-3/4 [476]	14 [356]	11 1/2 [292]	1-3/8 [35]	20X20	0.059	102	4
AEW31*	36 [915]	24 [610]	21 [533]	21-1/2 [546]	12 [305]	1-1/4 [32]	20X20	0.059	90	4
AEW36*	40.5 [1029]	22 [559]	18-3/4 [476]	14 [356]	11 1/2 [292]	1-3/8 [35]	20X20	0.068	102	4
AEW37*	36 [915]	24 [610]	21 [533]	21-1/2 [546]	12 [305]	1-1/4 [32]	20X20	0.068	90	4

AEW 18/23/24/30/36



AEW 19/20/25/26/31/37



Revised 8/2024

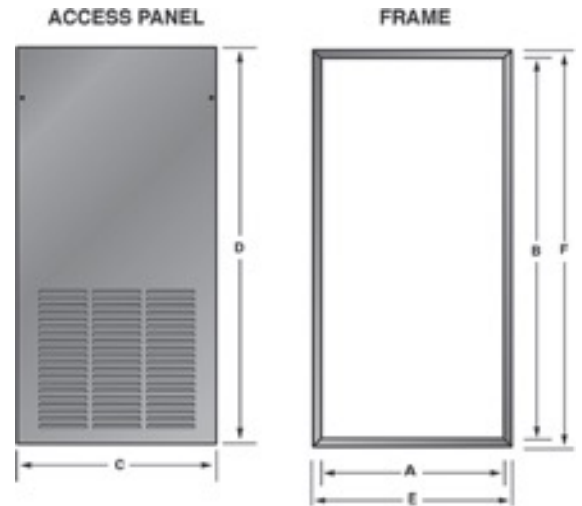
In keeping with its commitment to continuous improvement, Aspen Manufacturing reserves the right to make changes without notice and incurring obligation.

AEW SERIES

VERTICAL WALL MOUNT ELECTRIC HEAT AIR HANDLERS

INSTALLATION CLEARANCES		
	OPERATION	SERVICE
TOP	0"	0"
FRONT	0"	30"
SIDES	0"	0"
REAR	0"	0"

Fig. 2



DIMENSIONS AND SPECIFICATIONS (Fig 2)									
PANEL MODEL	FOR USE WITH	FINISH	OPENING SIZE		PANEL DIMENSION		FRAME DIMENSION		# OF PANELS
			A"	B"	C"	D"	E"	F"	
AEW 18/23/24	AEW 18/23/24	Embossed	22 1/4	39 1/2	24 1/4	41 1/2	24 1/8	41 3/8	1
AEW 30/36	AEW 30/36	Embossed	22 1/4	42 1/2	24 1/4	44 1/2	24 1/8	44 3/8	1
AEW 18/23/24	AEW 18/23/24	Smooth	22 1/4	39 1/2	24 1/4	41 1/2	24 1/8	41 3/8	1
AEW 30/36	AEW 30/36	Smooth	22 1/4	42 1/2	24 1/4	44 1/2	24 1/8	44 3/8	1
AEW 19/20/25/26	AEW 19/20/25/26	Embossed	20 3/4	38	22 3/4	40	22 5/8	39 7/8	1
AEW 31/37	AEW 31/37	Embossed	24 1/4	38	26 1/4	40	26 1/8	39 7/8	1
AEW 19/20/25/26	AEW 19/20/25/26	Smooth	20 3/4	38	22 3/4	40	22 5/8	39 7/8	1
AEW 31/37	AEW 31/37	Smooth	24 1/4	38	26 1/4	40	26 1/8	39 7/8	1

Revised 8/2024

In keeping with its commitment to continuous improvement. Aspen Manufacturing reserves the right to make changes without notice and incurring obligation.